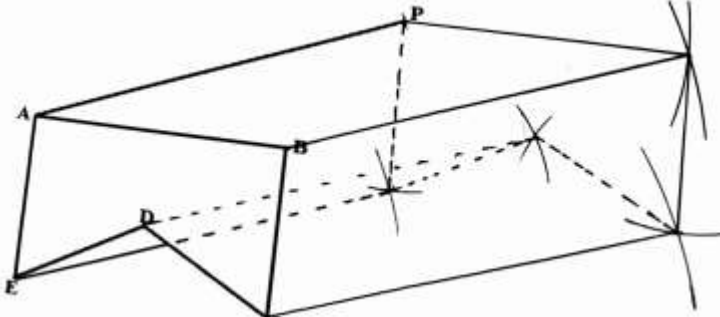


KAPSABET HIGH SCHOOL

1	$\frac{-4\{(-4 - 5) - 3 - 2\}}{-12 + 8} \checkmark$ $\frac{-4 \times -14}{-4} \checkmark$ $= -4 \checkmark$	M1 M1 A1
2	$\frac{2(3x^2y^2 - 10xy + 8)}{2(x^2y^2 - 4)} \checkmark$ $\frac{2(3xy - 4)(xy - 2)}{2(xy + 2)(xy - 2)} \checkmark$ $\frac{3xy - 4}{xy + 2} \checkmark$	M1 M1 A1
3	$\frac{4}{5} - \frac{3}{4} \checkmark$ $= \frac{1}{20} \checkmark$	M1 A1
4	<p>let centre be (x, y)</p> $\frac{3 - x}{3 - x} = \frac{7 - x}{1 - x} \checkmark$ $x = 3$ $\frac{7 - y}{1 - y} = \frac{5 - y}{2 - y}$ $y = 3 \checkmark$ <p>\therefore centre $(3, 3) \checkmark$</p> $S.F. = \frac{7 - 3}{1 - 3} = \frac{4}{-2} = -2 \checkmark$	M1 M1 A1 B1
5	$x - \frac{3}{2} \leq 2x + 1$ $x \geq -\frac{5}{6} \checkmark$ $2x + 1 < 5$ $x < 2$ $-\frac{5}{6} \leq x < 2 \checkmark$ <p>integral values = 0, 1 \checkmark</p>	M1 A1 B1

6	$\text{time taken to catch up} = 10.45 - 9.00 = 1.45 = 1\frac{3}{4}h \checkmark$ $\frac{x \times \frac{3}{4}}{x - 80} = \frac{7}{4} \checkmark$ $x = 140 \text{ km/h} \checkmark$	M1 M1 A1
7	$\frac{(3x - 2)180}{3x} = \frac{(x - 2)180}{x} + 40 \checkmark$ $\frac{540x - 360 - 540x + 1080}{3x} = 40$ $\frac{720}{3x} = 40 \checkmark$ $x = 6 \checkmark$	M1 M1 A1
8	$= \frac{1}{3.021} + \frac{3}{(0.071)^2} = \frac{1}{3.021} + \frac{3}{50.41 \times 10^{-2}} \checkmark$ $= \frac{1}{3.021} + 3 \times \frac{1}{5.041 \times 10^{-1}} \checkmark$ $= 0.3310 + 3 \times 0.1984 \times 10$ $= 6.283 \checkmark$	M1 M1 A1
9	$= 20 \tan 32 - 20 \tan 27 \checkmark$ $= 12.50 - 10.19 \checkmark$ $= 2.31m \checkmark$	M1 M1 A1
10	$5^{3y} \times 5^3 + \frac{5^{3y}}{5} = 125.2 \checkmark$ $\text{let } 5^{3y} = x$ $125x + \frac{x}{5} = 125.2$ $625x + x = 626 \checkmark$ $x = 1 \checkmark$ $5^{3y} = 1 = 5^0$ $3y = 0 \Rightarrow y = 0 \checkmark$	M1 M1 A1 B1
11	$\text{LCM of } 5, 4, 12 = 60 \text{ minutes} \checkmark$ $\text{no of scripts marked in 60 minutes} = \frac{60}{5} + \frac{60}{4} + \frac{60}{12} = 32 \text{ scripts} \checkmark$ $\text{time to mark 160 scripts} = \frac{160 \times 60}{32} = 300 \text{ minutes.} \checkmark$ $\text{time to complete marking} = 9.00 + 5.00 = 14.00 = 2.00pm \checkmark$	M1 M1 A1 B1
12	$\frac{437}{99} - \frac{21}{99} \checkmark$ $= \frac{416}{99} = 4\frac{20}{99} \text{ or } 4.2\dot{0} \checkmark$	M1 A1

13	$\text{height of larger cylinder} = \frac{6237}{\frac{22}{7} \times 10.5^2} = 18 \text{ cm} \checkmark$ $\frac{21}{7} = \frac{18}{h} \checkmark$ $h = 6 \text{ cm} \checkmark$	M1 M1 A1
14	$\% \text{increase} = \left(\frac{8}{24} \times \frac{12}{100} + \frac{4}{24} \times \frac{18}{100} + \frac{12}{24} \times \frac{40}{100} \right) \times 100 \checkmark$ $= \frac{27}{100} \times 100 \checkmark$ $= 27\% \checkmark$	M1 M1 A1
15	$4\mathbf{p} - 3\mathbf{q} = \begin{pmatrix} 10 \\ 5 \end{pmatrix}$ $4\mathbf{p} + 8\mathbf{q} = \begin{pmatrix} -56 \\ 60 \end{pmatrix} \checkmark$ $-11\mathbf{q} = \begin{pmatrix} 66 \\ -55 \end{pmatrix} \Rightarrow \mathbf{q} = \begin{pmatrix} -6 \\ 5 \end{pmatrix} \checkmark$ $\mathbf{p} = \frac{1}{4} \left\{ \begin{pmatrix} 10 \\ 5 \end{pmatrix} + 3 \begin{pmatrix} -6 \\ 5 \end{pmatrix} \right\} \checkmark$ $= \begin{pmatrix} -2 \\ 5 \end{pmatrix} \checkmark$	M1 A1 M1 A1
16		B1-continuous lines B1-dotted lines B1-complete diagram
17	<p>a) (i) $\frac{1}{10} \times 360 \checkmark$</p> $= 36^\circ \checkmark$ <p>(ii) $61.6 = \frac{36}{360} \times \frac{22}{7} \times r^2 \checkmark$</p> $r = \sqrt{\frac{61.6 \times 360 \times 7}{36 \times 22}} \checkmark$ $r = 14 \text{ cm} \checkmark$ <p>b) (i) $61.6 = \frac{22}{7} \times r \times 14 \checkmark$</p> $r = 61.6 \times \frac{7}{22} \times \frac{1}{14} = 1.4 \text{ cm} \checkmark$ <p>(ii) $h = \sqrt{14^2 - 1.4^2} = 13.93 \checkmark$</p> $V = \frac{1}{3} \times \frac{22}{7} \times 1.4^2 \times 13.93 \checkmark$ $= 28.60 \text{ cm}^3 \checkmark$	M1 A1 M1 M1 A1 M1 A1 B1 M1 A1

18	<p>a) $1000x + 800y = 460,000 \checkmark$ $1000 \times \frac{6}{5}x + 800 \times \frac{4}{5}y = 534,000 \checkmark$</p> <p>$5x + 4y = 2,300$ $15x + 8y = 6675 \checkmark$</p> <p>b) $\begin{pmatrix} 5 & 4 \\ 15 & 8 \end{pmatrix} \begin{pmatrix} x \\ y \end{pmatrix} = \begin{pmatrix} 23000 \\ 6675 \end{pmatrix} \checkmark$</p> <p>$\frac{1}{-20} \begin{pmatrix} 8 & -4 \\ -15 & 5 \end{pmatrix} \begin{pmatrix} 5 & 4 \\ 15 & 8 \end{pmatrix} \begin{pmatrix} x \\ y \end{pmatrix} = \begin{pmatrix} -\frac{2}{5} & \frac{1}{5} \\ \frac{3}{4} & -\frac{1}{4} \end{pmatrix} \begin{pmatrix} 2300 \\ 6675 \end{pmatrix} \checkmark$</p> <p>$\begin{pmatrix} 1 & 0 \\ 0 & 1 \end{pmatrix} \begin{pmatrix} x \\ y \end{pmatrix} = \begin{pmatrix} -\frac{2}{5} \times 2300 + \frac{1}{5} \times 6675 \\ \frac{3}{4} \times 2300 - \frac{1}{4} \times 6675 \end{pmatrix} \checkmark$</p> <p>$\begin{pmatrix} x \\ y \end{pmatrix} = \begin{pmatrix} 415 \\ 56.25 \end{pmatrix} \checkmark$ $x = \text{Ksh } 415, y = \text{Ksh } 56.25 \checkmark$</p> <p>c) $\frac{6}{5} \times 415 \times 100 + \frac{4}{5} \times 50 \times 56.25 \checkmark$ $= \text{Kshs } 52,050 \checkmark$</p>	<p>B1 B1 B1 M1 M1 M1 M1 A1 M1 M1 A1</p>
----	----------------------------------------------------------------------------------------------------------------------------------------------------------------------------------------------------------------------------------------------------------------------------------------------------------------------------------------------------------------------------------------------------------------------------------------------------------------------------------------------------------------------------------------------------------------------------------------------------------------------------------------------------------------------------------------------------------------------------------------------------------------------------------------------------------------------------------------------------------------------------------------------------------------------------------------------------------------------------------------------------------------------------------------------------------------------------------------------------------------------------------------------------------------------------------------------------------------------------------------------------------------------------------------------------------------------------------------------------------------------------------	-------------------------------------------------------------------------------------------

19	<p>(a)</p>	<p>B1-ΔABC B1-$\Delta A'B'C'$ B1-coord B1-$\Delta A''B''C''$ B1-coord B1-bisectors B1-centre identified B1-centre&angle B1-opp B1-direct</p>
----	------------	---------------------------------------------------------------------------------------------------------------------------------------------------------------------------------------------------------------------------------------------

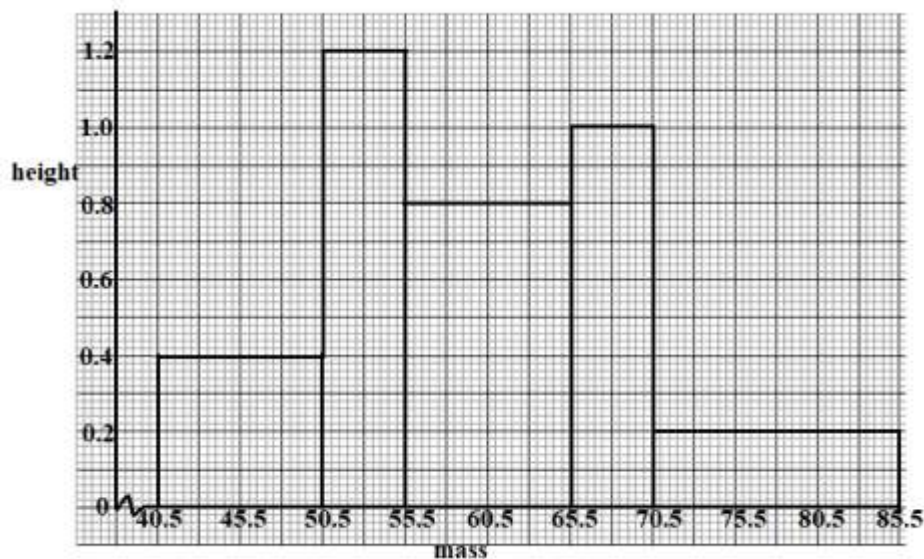
	<p>(b) A'(2,6), B'(2,8), C'(0,6) ✓</p> <p>(c) A''(5,3), B''(5,7), C''(1,3) ✓</p> <p>(d) Centre(4.5,1.5) angle=90° ✓</p> <p>(e) (i) ABC and A'B'C' ✓ (ii) A''B''C'' and A'''B'''C''' ✓</p>	
20	<p>a) (i) $\frac{1}{2} \times 54 \times V = 810$ ✓ $V = \frac{810}{27} = 30 \text{ m/s}$ ✓ (ii) $\frac{30-0}{t-0} = \frac{5}{3}$ ✓ $t = 18\text{s}$ $acceleration = \frac{0-30}{54-18} = -8.8333$ $\therefore deceleration = 0.8333\text{m/s}^2$ ✓</p> <p>b) (i) $distance\ apart = 1 \times 60 = 60\text{km}$ ✓ $time\ taken\ to\ overtake = \frac{60}{40} = 1.5$ ✓ $time\ of\ the\ day = 11.45 + 1.30 = 1315 = 1.15\text{pm}$ ✓ (ii) $time\ the\ bus\ arrived\ at\ Y = 10.45 + \frac{600}{60} = 10.45 + 8.20 = 1905\text{h}$ ✓ $time\ the\ car\ arrived\ at\ Y = 11.45 + \frac{500}{100} = 11.45 + 5.00 = 1645\text{h}$ ✓ $waiting\ time = 1905 - 1645 = 2\text{ h } 20\text{ mins}$ ✓</p>	<p>M1 A1 M1 A1 M1 M1 A1 M1 M1 A1</p>

21

a)

Mass(kg)	41-50	51-55	56-65	66-70	71-85
Frequency	8	12	16	10	6
Height of rectangle	0.4	1.2	0.8	1.0	0.2

b)



c) (i) 56-65

$$(ii) 55.5 + \frac{6}{2 \times 0.8}$$

$$= 55.5 + 3.75 = 59.25$$

d) $\frac{5}{26} \times 100$

$$= 8.929\%$$

B1B1

S1-scale

B1B1-rectangles

B1

M1

A1

M1

A1

22

a) $-6x = -6$ ✓

$$x = 1$$

$$\therefore Z(1,0) \text{ ✓}$$

b) $L_1; y = \frac{2}{3}x - 6$ ✓

$$L_2; \frac{y-0}{x-1} = -\frac{3}{2} \text{ ✓}$$

$$y = -\frac{3}{2}x + \frac{3}{2}$$

$$3x + 2y = 3 \text{ ✓}$$

c) (i) $\frac{y-5}{x-2} = \frac{2}{3}$ ✓

$$y - 5 = \frac{2}{3}x - \frac{4}{3}$$

$$2x - 3y = -11 \text{ ✓}$$

$$(ii) (3x + 2y = 3) \times 2$$

$$(2x - 3y = -11) \times 3 \text{ ✓}$$

$$6x + 4y = 6$$

$$\underline{6x - 9y = -33} \text{ ✓}$$

$$13y = 39$$

$$\therefore y = 3, x = -1$$

$$R(-1,3) \text{ ✓}$$

M1

A1

M1

M1

A1

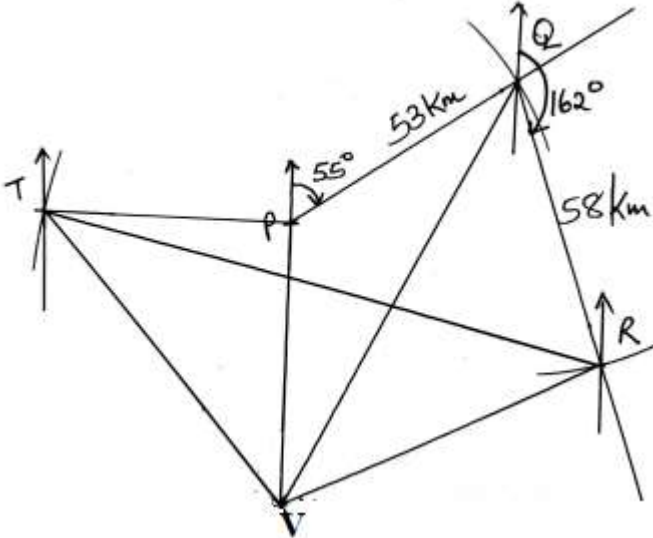
M1

A1

M1

M1

A1

23	<p>a) $OR = 5 \begin{pmatrix} 2 \\ 8 \end{pmatrix} = \begin{pmatrix} 10 \\ 40 \end{pmatrix} \checkmark$ $OA = \frac{3}{4} OQ = \frac{3}{4} \begin{pmatrix} 12 \\ 8 \end{pmatrix} = \begin{pmatrix} 9 \\ 6 \end{pmatrix} \checkmark$ $RA = OA - OR = \begin{pmatrix} 9 \\ 6 \end{pmatrix} - \begin{pmatrix} 10 \\ 40 \end{pmatrix} = \begin{pmatrix} -1 \\ -34 \end{pmatrix} \checkmark$</p> <p>b) $RL = RO + OL$ $OL = \frac{5}{17} \begin{pmatrix} 2 \\ 8 \end{pmatrix} + \frac{12}{17} \begin{pmatrix} 12 \\ 8 \end{pmatrix} \checkmark$ $= \begin{pmatrix} \frac{10}{17} \\ \frac{40}{17} \end{pmatrix} + \begin{pmatrix} \frac{144}{17} \\ \frac{96}{17} \end{pmatrix} = \begin{pmatrix} \frac{154}{17} \\ \frac{136}{17} \end{pmatrix} \checkmark$ $RL = \begin{pmatrix} -10 \\ -40 \end{pmatrix} + \begin{pmatrix} \frac{154}{17} \\ \frac{136}{17} \end{pmatrix} \checkmark$ $= \begin{pmatrix} -\frac{16}{17} \\ -32 \end{pmatrix} \checkmark$</p> <p>c) $RA = \begin{pmatrix} -1 \\ -34 \end{pmatrix}$; $RL = \begin{pmatrix} -\frac{16}{17} \\ -32 \end{pmatrix}$ $RL = \frac{16}{17} RA \checkmark$ hence $RL \parallel RA$, <i>but R is common, therefore R, L and A are collinear</i> \checkmark</p> <p>d) $RL = \frac{16}{17} RA$ $RL : LA = 16 : 1 \checkmark$</p>	M1 M1 A1 M1 M1 M1 A1 B1 B1 B1
24	<p>(a)</p>  <p>(b) (i) $(7 \pm 0.1) \times 10 \text{ km} \checkmark$ $= 70 \text{ km} \checkmark$ (ii) $(180^\circ + 25^\circ) \pm 1^\circ \checkmark$ $= 205^\circ \checkmark$ (iii) $QV = 96 \text{ km}; PV = 56 \text{ km}; PT = 48 \text{ km} \checkmark$</p>	B1-Q B1-R & T B1-V B1 B1 B1 B1 B1 M1 A1

area of region = area of ΔQRV + area of ΔPQV + area of ΔTPV

$$\begin{aligned} &= \frac{1}{2} \times 58 \times 96 \sin 43 + \frac{1}{2} \times 53 \times 56 \sin 125 + \frac{1}{2} \times 48 \times 56 \checkmark \\ &= 2,559.8 \text{ km} \cong 2,560 \text{ km}. \checkmark \end{aligned}$$